



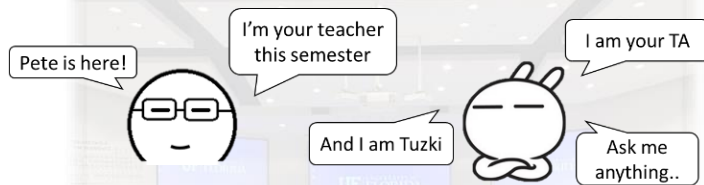


CHEM2211 Organic Chemistry 2

 **Instructor:** Pete Punthasee
 **E-mail:** ppunthasee@ufl.edu
 **Office:** Sisler Hall A329A
 **Office Hour:** 5-6pm Monday-Friday. See the location in Canvas



Meeting Times:

- class #21881: MWF 9:35-10:25am
- class #21882: MWF 10:40-11:30am
- class #21884: MWF 3-3:50 pm

Location: [Flint 50](#) or [CLB C130](#)

Contents

Required Materials	1
Recommended Materials	2
Tentative Grading Scheme	3
Exams	3
Final Exam	3
Lecture	3
Study Guides	3
Office Hours and SI Sessions	3
How to get an 'A' in CHEM2211	4
Couse Policy	5

- Make-up test policy
- What if I miss an exam?
- Re-grading Exam
- Rounding up final grade
- Use of final exam grade as overall grade
- Taking tests at Disability Resources Center (DCR)

Disability and Accessibility	6
------------------------------	---



Required Materials:

(1) Textbook (optional):

Please find recommended textbooks in "Recommended Materials" section on page 2. For this course, some students in the past utilized the textbook, others did not. Purchasing the textbook or not depends on your learning style. Besides, I'll provide you everything you need to succeed in this course. Just make sure you attend lectures. Attendance, though not mandatory, will play a big role in your learning.





(2) Molview:

You will learn how to use this [software](#) (free) to communicate chemically. You can draw any chemical structures and share it with anyone. This will be how you communicate with me and your peers in the class and much more in Organic Chemistry 2. Try it out. It's very easy.

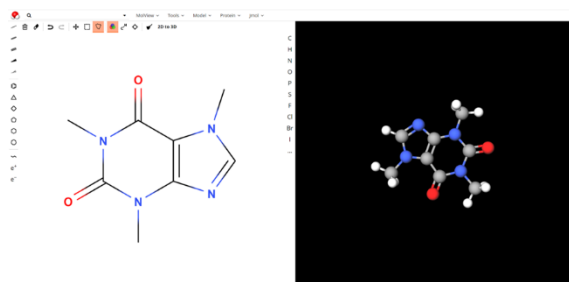
(3) Appropriate

Expectation: The word "difficult" for someone is different than others. Your difficult may be moderate or easy for your friends, and vice versa.



You are taking one of the hardest classes at college level. Do not take this lightly. Expect a lot of hard work and grinding since week 1. However, as difficult as it sounds, Tuzki, undergraduate TAs, and I are here to help. You are in good hands. We  lieve in you!




(4) Your Smiley Face: A positive attitude leads to a positive performance. Let's smile! :D




The 2D and 3D structure of caffeine in Molview

Recommended Materials:

(1) Textbook: There are three textbooks that I recommend. Smith 7th, Brown 8th, and Klein 4th. Smith is a new textbook we are implementing this year. Brown is the textbook that we had been using until last spring. And Klein is another new textbook with growing popularity. All textbooks are available in a hard-copy, loose-leaf, or e-Text.


Janice Smith 7th editionBrown, Iverson, Anslyn, Foote 8th editionDavid Klein, 3rd or 4th edition

(2) Solution Manual: Most of you know that the solution manual will provide you the answer of all problems in the textbook. In addition, Klein provides very detailed explanation of those answers. Ask yourself if you will be using the solution manual or not, or if it can facilitate your learning style. You decide.




Student solution manual

(3) Organic Chemistry As A Second Language: First Semester Topics: This book is recommended by your peers in the past. If you struggle with learning chemistry, this book help breaking down and simplifying difficult concepts to aid your learning. I have a couple copies in my office if you would like to take a look before making a decision.

Organic Chemistry As A Second Language
David Klein, 5th edition

(4) A Molecular Model Kit can be useful to your understanding the compounds in three-dimensional space. Often, students purchase these kits together to save money.



Molecular Model Kit

Tentative Grading Scheme:

1 Final (200-300pts)	200-300 pts
4 Exams (100-150pts)	400-600 pts
	<u>600-900 pts</u>

Letter Grade	%	Letter Grade	%
A	92-100	C	60-66.99
A-	89-91.99	C-	55-59.99
B+	84-88.99	D+	50-54.99
B	79-83.99	D	45-49.99
B-	74-78.99	D-	40-44.99
C+	67-73.99	E	<40

Exams (~70%)

All four exams will be given from **8:20-9:50pm** on the following dates.

- Exam1 – Friday Feb 2nd
- Exam2 – Wed Feb 21st
- Exam3 – Wed Mar 20th
- Exam4 – Friday Apr 12th

Each exam is worth 100-150 points. The 1.5-hour time slot is designed so that you will not need to rush through the exam. Because organic chemistry is a subject that builds upon previously learned material, all exams will be cumulative, but will focus on the material covered following the previous exam.

Exam Absence: If you have to miss an exam, you are required to let the instructor know one week in advance of an exam date. Unexcused absence or missing exam without proper documentation will result in a score of zero. Please see the course policy



Final Exam (~30%): The final exam is cumulative and worth 200-250 points. The final exam will be given on **Monday, April 29, 2023 (7:30-9:30 AM)**. If you have a schedule conflict during this time, you must contact the instructor at least one full week prior to the final exam day.

If you work hard and stay consistent, this course is not that easy to fail



Lecture: Attend **every** lecture if you intend to do well. If you miss a lecture, then make sure you get notes from a classmate. It is expected you have knowledge of the information that is passed on in lecture and in the textbook. Making appointments with me to meet and go over what you missed are **not possible** (there are just not enough hours in the day for me to meet with 10-20% of the class who will not show up each week). Due to the sheer number of students, one-on-one meetings will be difficult. It is essential that you come to class and get the most out of the resources available to you. Bring a lecture handout (print it out or open it in your electronic device) and practice the study guide.

Any unexcused absences for exams or missing exam without proper documentation will result in a score of zero. Please see the course policy for more details on **page 5**.



Study Guides: This material comprises of practice problems that will prepare you for all exams. They will be posted on Canvas for each chapter. Please do them following the lecture that you attend.

Office Hours and SI Sessions: *SI = supplemental*

Attending office hours and SI sessions are not mandatory but could be essential for your learning. Office hours are held by me while SI sessions are held by multiple undergraduate students who have taken the class in previous semester. We will practice selected problems and go over what you need to do well in the course under less intimidating environment. And YES, students who perform well practice selected problems and go normally attend either or both sessions.


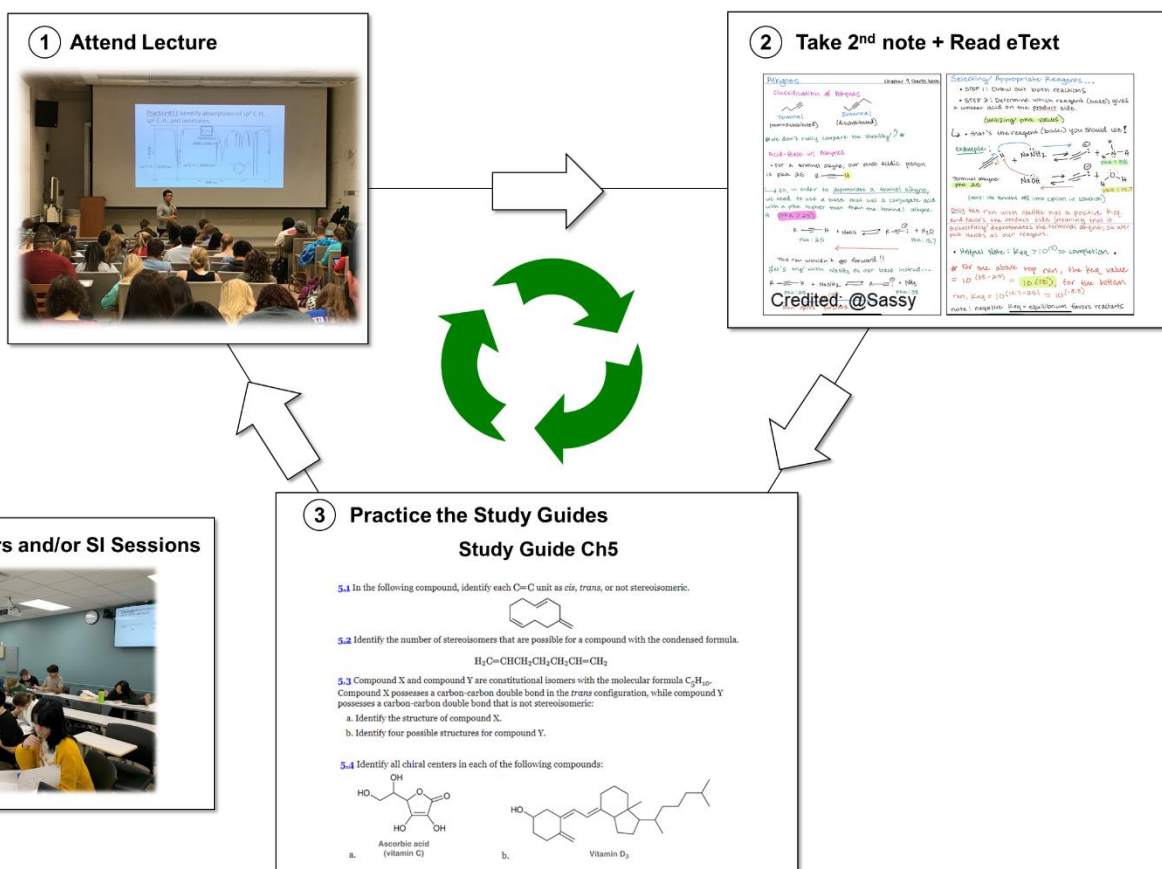


Fall 2023 Office hour – CHM2210

How to get an 'A' in CHEM2211

My suggested plan for approaching CHEM2211: Because the contents in this course go by so quickly and there is so much to do in a small amount of time, you should maximize the results you get for the amount of effort you put in. You can use the same amount of time in different ways and be more or less effective. If you avoid procrastination, you will do much better in the class!!! Here is how I would do it if I were you.

We will go over this chart in details in the first lecture



David Klein, 3rd edition

Changes to this Syllabus: While changes to this syllabus are not anticipated, unforeseen circumstances may force changes to be made, especially for the benefit of the student population. In such an instance, any changes will be communicated to students well in advance in class through an email.

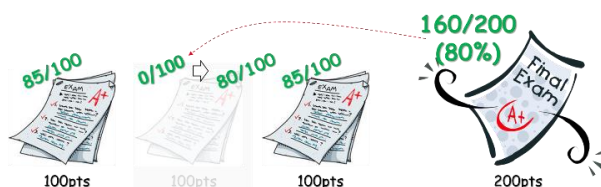
Course Policy

Make-up test policy

With a large number of students, we do not offer any make-up test in this course. It is your responsibility to be present and take the exam on time.

What if I miss an exam?

We recognize that illness or other unforeseen circumstances may prevent you from performing any exams. In the case of any **excused absences***, you must provide appropriate documentation** to the instructor. Once the documentation has been accepted, **the exam's grade that you miss will be replaced by the percentage on the final exam**. For example, if a student misses exam 2 due to sickness and scores 180 points (out of 200 points) on the final exam. At the end of this semester, the student will have 90% on exam 2 as long as he/she provides legitimate doctor's note. Please note that an absence on an exam without proper documentation cannot be taken as a dropped exam.



Note This grade replacement can be used only once. If a student misses two exams or more, please drop, withdraw, or pursue medical withdrawal.

*The following are excused absences:

- Serious illness
- Death of immediate family
- Participation in the university athletic events
- Court appearance
- Religious observances

The following are examples of unexcused absences:

- Traveling home
- Participate in a field trip
- Attending social events

Please note that a missed exam without proper documentation cannot be taken as an excused exam and will result in zero.

** Students must provide the documentation no later than **one week** of the date of missing exam. You are not allowed to provide the documentation for missing exam 1 at the end of semester.

Re-grading Exam:

Regrade requests are permitted on all exams, except the final exam. You may request regrade on Gradescope.

Students may not request a regrade for a specific question to ask a grader "why is this wrong?", "Can you explain...?", or any similar questions. Please check the key before you make a request. If a TA found you use the regrade request to ask the questions above, 2 points deduction will be accessed to the exam the students request a regrade for.

Rounding up final grade

This course does not offer rounding-off of your final grade. There are multiple opportunities to earn credits in this course and you need to take advantage of those. What you earn is what you get. We will not offer any extra assignment either.

Use of final exam grade as overall grade

This course does not offer using your final exam grade as your final grade. Your final grade is an accumulated performance from all assignments and test scores.

Taking tests at Disability Resources Center (DCR)

If you have/require a special condition for taking tests, please contact [DCR](#). Please keep in mind the following.

- 1) You must take the test on the same day and must finish the test the same time as the regular test schedule at the latest.
- 2) please be informed that we may or may not be able to communicate while you are taking a test at DCR. **If there is an error on a test that is corrected in the regular exam location, we will contact DCR as soon as possible. However, if we are unable to contact DCR, you will not be informed about the change and that will be your disadvantage.**

Only utilize DCR if you have to. Otherwise, we suggest you take at a regular class schedule and location.

Disability and Accessibility



Disability Resource Center (DRC): In coordination with DRC, reasonable accommodations will be provided for qualified students with disabilities. Students should contact DRC at <https://disability.ufl.edu/>. If you wish to discuss academic accommodations, please contact me as soon as possible.

Questions & Concerns

The University of Florida is committed to and encourages a diverse and inclusive community that respects and values individual differences. UF provides equal and integrated access for students with disabilities to all of its academic, social, cultural and recreational programs, and provides reasonable accommodations to employees and visitors with disabilities.



Explore accommodation-related information by clicking the link below.

<https://disability.ufl.edu/students/accommodations/>

